


Creating Partnerships

Partnership Pathways

Distance Animal Care

MODULE 5 STUDY GUIDE



Distance Animal Care




Creating Partnerships

Agenda

- Start with the Reason Why?
- Reminders
- Definition: What are we talking about?
- Discussion on Advantages & Disadvantages
- Skill building – Pictures & Videos
- Let's train – Scenarios



Creating Partnerships



Always start
with the why?



Creating Partnerships

Why?



What are some reasons to explore distant animal care with your veterinarian?

1. Process of establishing better relationships
2. Better care
3. Finding solutions faster
4. Management of current cases
5. Reduces stress
6. Better understanding of the operation



Creating Partnerships

How? Establishing the VCPR



REMINDER:
A VCPR may not be established solely by telephone or electronic means.



Creating Partnerships

How Do I Get One of These?

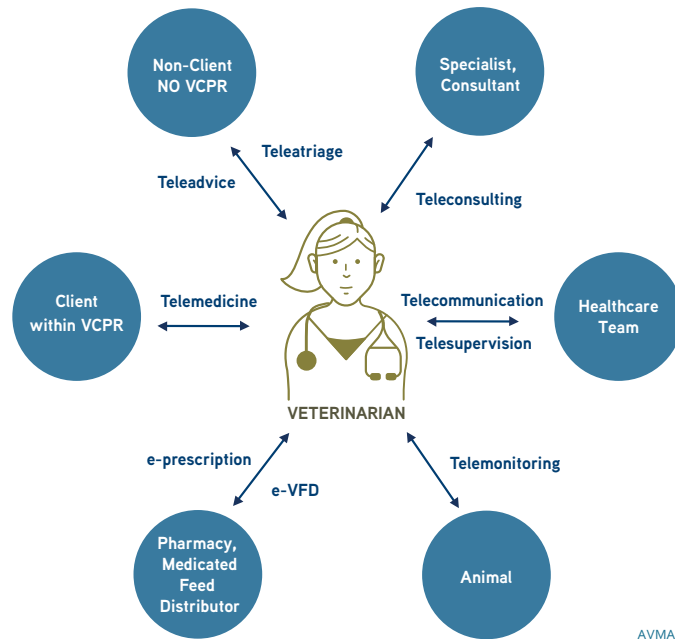


VETERINARY CARE



Creating Partnerships

DEFINITION



Creating Partnerships

Advantages & Disadvantages of Distance Care



Facilitated Open Conversation –
White Board 5 MINUTES

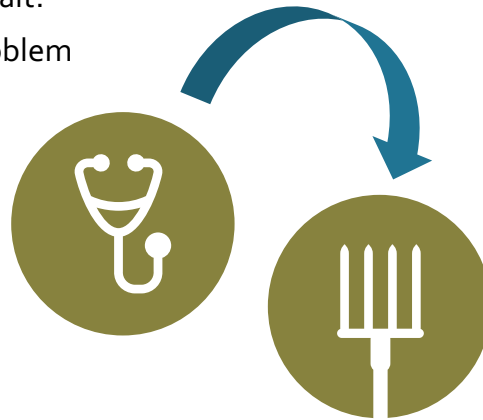


Creating Partnerships

What Does the Producer Need From the Veterinarian?



- Advice – “is this an emergency or can it wait?”
- Help to discover possible cause of the problem
- Find solutions to the problem
- Availability
- Price



What Does the Producer Need From the Veterinarian?



- Primary problem
- Symptoms that you are seeing
- Time frame – for how long?
- Condition – critical?
- Team work – producer answer questions and vet does the same



Support of Distance Care



The Good, The Bad, & The Ugly

- Pictures
- Video



Creating Partnerships

Building Good Photo Skills



1. Practice Photography - This is not easy and it is especially hard to take photos of a moving object that you can't ask to stand still!
2. Patience - Taking photos takes time.
3. Persistence - I find time to watching cattle (animal) behavior and be an observer.
4. Perfection - Never acquired, but we all improve with effort.
5. Pursue - Important in disease detection



Creating Partnerships

Photo/Videos



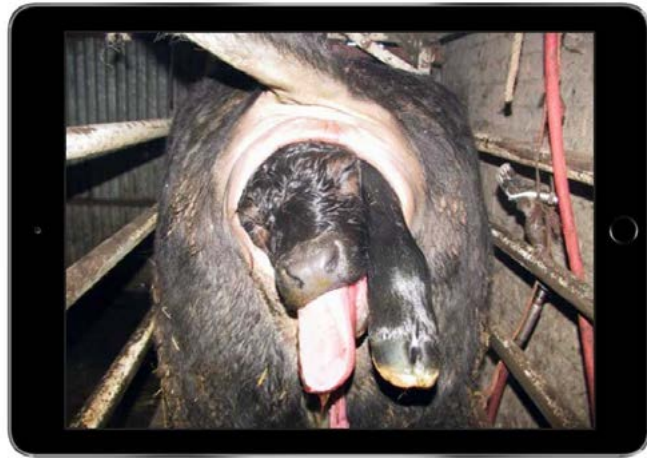
1. Define what you are trying to show - tell us
2. Get the right distance to show perspective
3. Get down on their level
4. If you are showing a problem; start away and move in to get the best images or video
5. Check your steadiness of hands - everyone shakes but there is technology to help
6. Check before you send.



Let's
Practice



Scenarios – Let's practice Telemedicine




Creating Partnerships

Summary

- Explored the reasons why
- Different types of telecare
- Pictures & Videos skill building
- Let's train – Scenarios



Creating Partnerships





ACKNOWLEDGEMENTS

This material is based upon work supported by the U.S. Department of Agriculture, under Agreement No. AP20VSCEAH00C027. Any opinions, findings, conclusion, or recommendations expressed in this publication are those of the author(s) and do not necessarily reflect the view of the U.S. Department of Agriculture.

AUTHORS

Molly Gonzales, MEd ,EdD
Glennon Mays, DVM
Kevin Washburn, DVM
Brandon Dominguez, DVM
Dee Griffin, DVM, MS
Dan Posey, DVM

CREATIVE TEAM

Bette Bittner, Instructional Designer
Suzanne Kabat, Graphic Design
Vince Chihak, Multimedia Producer
Crystal Schibler, Website Developer
Cory Schibler, Technical Support
Michelle Wiederhold, Project Manager

RESEARCH TEAM

Nicola L. Ritter, MEd, PhD (Principal Investigator)
Milton Daley, PhD
Glennon Mays, DVM
Molly Gonzales, MEd ,EdD
Angelica Frazier
Vanessa Manohar

ADVISORY BOARD MEMBERS

Ms. Kimberly Ratcliff, 100 Ranchers, Inc.
Dr. Dan Posey, West Texas A&M University
Dr. Joe Mask, Texas A&M AgriLife Extension
Ms. Ashley Pellerin, Prairie View A&M University Cooperative Extension Program
Dr. Dee Griffin, West Texas A&M University
Dr. Glennon Mays, Texas A&M University (Ex-officio)
Dr. Milton Daley, Prairie View A&M University (Ex-officio)
Dr. Nicola L. Ritter, Texas A&M University (Ex-officio)

