



Creating Partnerships Survey for Producers

RESULTS AT A GLANCE



SURVEY GOALS

- Explore** challenges rural producers face in sustaining their operation.
- Understand** rural producers' current relationships with veterinarians.
- Recognize** rural producers' perspectives on creating partnerships with veterinarians.

WHO RESPONDED?

Total Number of Responses

58

69% Male
31% Female

Participants' Average Age

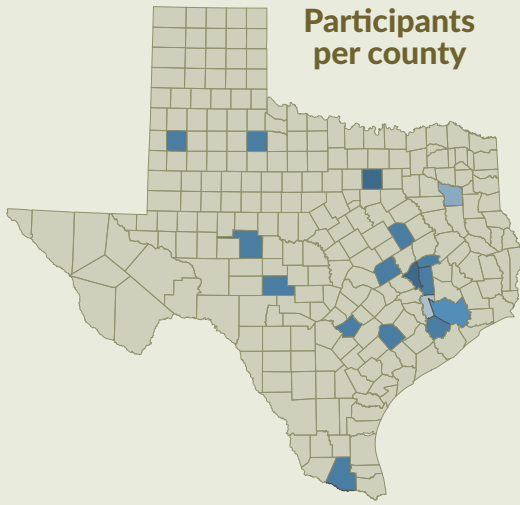
53

Ranged 19-75

Average Years of Experience

26

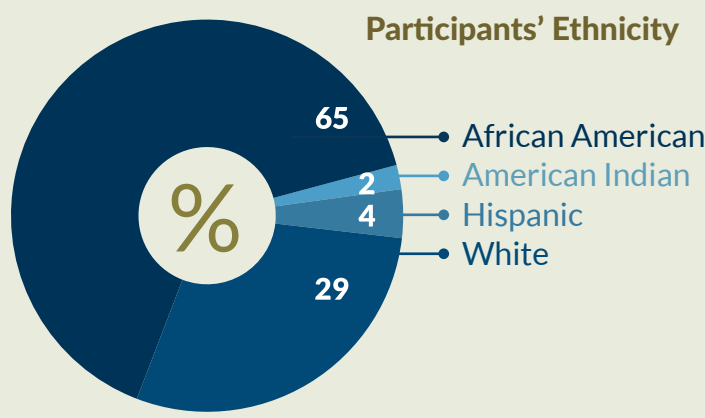
Ranged 2-65



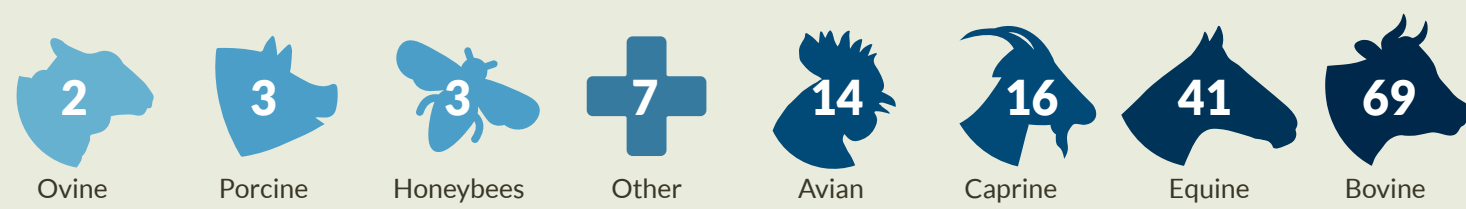
Participants per county

Brazos	2
Fort Bend	1
Grimes	1
Guadalupe	1
Harris	4
Hidalgo	1
Hockley	1
Kimble	1
King	1
Lavaca	1
Limestone	1
Madison	1
Milam	1
Smith	9
Tarrant	2
Tom Green	1
Waller	10

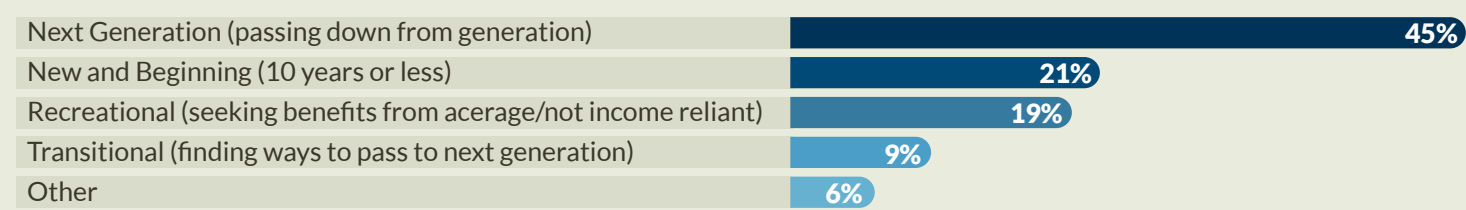
Participants' Ethnicity



Percentage of Operations Producing this Species



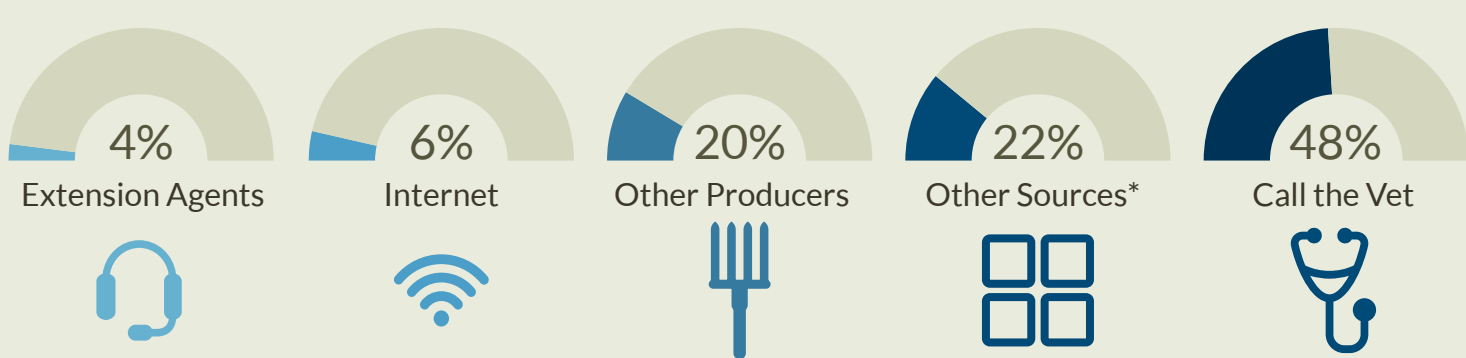
Description of Self as a Producer



PRODUCERS' WILLINGNESS TO CREATE PARTNERSHIPS BY SCENARIO

	UNLIKELY	SOMEWHAT UNLIKELY	NEITHER LIKELY NOR UNLIKELY	SOMEWHAT LIKELY	LIKELY
For Healthcare	4%	4%	2%	33%	57%
For Livestock Operation Growth	12%	6%	12%	25%	45%
For Goal Achievement	6%	6%	8%	31%	49%

PRODUCERS' SOURCE OF INFORMATION REGARDING ANIMAL HEALTH OR LIVESTOCK OPERATION



*Other responses included "My own knowledge", "Extension resources", and "Combination of all sources".

TOP CHALLENGES TO MAINTAIN AND SUSTAIN LIVESTOCK OPERATIONS



PRODUCERS' SELF-ASSESSMENT OF KNOWLEDGE AND INTEREST IN CONTINUING EDUCATION ACROSS TOPICS

Topic	Knowledge of Topic					Interest in CE for Topic		
	NONE	VERY LITTLE	SOME	APPROACHING MASTERY	MASTER/TEACHER	NONE	SOME INTEREST	VERY INTERESTED
Development of Animal Health Plan	2%	18%	34%	28%	18%	4%	21%	74%
Recordkeeping/Documentation and Monitoring	4%	20%	26%	32%	18%	4%	17%	78%
Operation Biosecurity	14%	30%	28%	18%	10%	13%	22%	63%
Herd Health Security	6%	22%	44%	18%	10%	2%	22%	76%
Animal Husbandry Practices	10%	18%	43%	20%	10%	3%	22%	76%
Disease Reduction and Control Plans	10%	21%	33%	21%	15%	0%	27%	73%
Transboundary Animal Diseases	23%	28%	26%	13%	10%	5%	30%	65%
Financial Management	5%	23%	28%	23%	13%	3%	16%	81%
Vaccination	3%	15%	43%	30%	10%	3%	16%	81%
Conducting Welfare Assessments	5%	18%	35%	30%	13%	5%	19%	76%

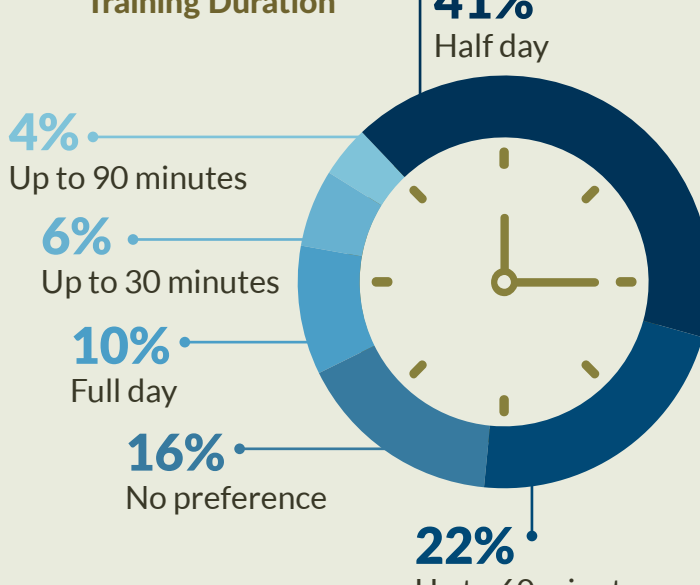
LEARNING PREFERENCES

Training Styles

- Participating in an in-person learning community (e.g., monthly, or quarterly)
- Workshops to apply learning/complete an activity at session
- Workshops to address challenges
- Presentation(s) followed by discussion
- Workshops to work on projects (e.g., group or individual)
- Online facilitated modules
- Participating in an online learning community (e.g., monthly, or quarterly)
- Online self-paced modules
- Informal discussions on designated topics
- Online sessions using collaborative meeting software



Training Duration



SPONSORED BY

POWERED BY



This work is supported by Agriculture and Food Research Initiative Competitive Grants Program grant no. 2021-68006-33878 from the USDA National Institute of Food and Agriculture.

Any opinions, findings, conclusions, or recommendations expressed in this publication are those of the author(s) and do not necessarily reflect the view of the U.S. Department of Agriculture.